

HW3 Bootcamp: P2

Utterance to Phoneme
Mapping

FALL 2021

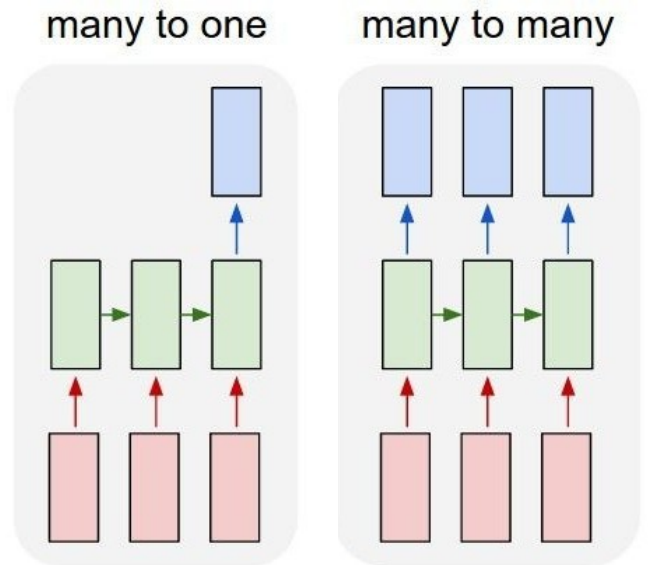
TAs: Ojas Sachin Bhargave, Sheila Mbadi, Xiang
Li, Fan Zhou

Data and Task

- Features:
 - Same as hw1p2 (array of utterances with 40D timesteps)
 - No P2 multiple choice
- Labels:
 - Order? Alignment?
 - List of lists - cast to numpy array
- Must generate sequences of phonemes
 - 41 phonemes and 1 blank character
- Loss: CTCLoss
- Metric: mean Levenshtein distance
 - Can import

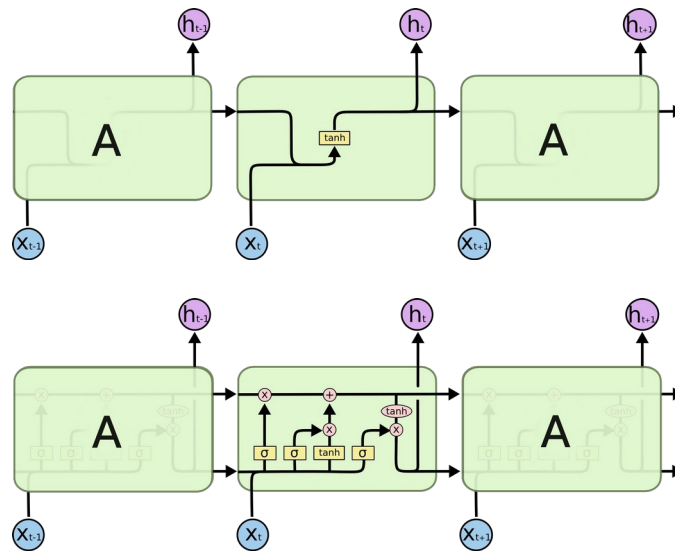
Data and Task

- Features:
 - Same as hw1p2 (array of utterances with 40D timesteps)
 - No P2 multiple choice
- Labels:
 - Order? Alignment?
 - List of lists - cast to numpy array
- Must generate sequences of phonemes
 - 41 phonemes and 1 blank character
- Loss: CTCLoss
- Metric: mean Levenshtein distance
 - Can import



Modeling and RNN+Variants

- Can use other types of layers
 - Hint: Convolutional Layers
 - Input shape: (batch, in_channel, length)
- RNN, LSTM, GRU, etc.
 - Capture sequential dependencies
 - Input shape: (length, batch, feature)
or (batch, length, feature)
- No attention



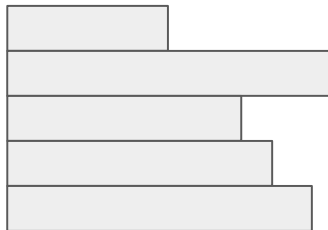
<http://colah.github.io/posts/2015-08-Understanding-LSTMs/>

Batch of Variable Length Inputs: Padding

Equal Length



Variable Length



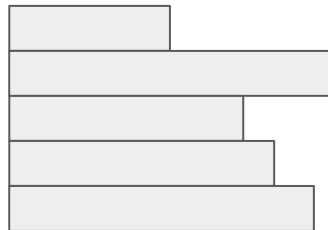
- HW1, HW2: equal length inputs
- HW3: variable length sequences
- Method 1: Pad
 - Inefficient with space
- Method 2: Packing

Batch of Variable Length Inputs: Padding

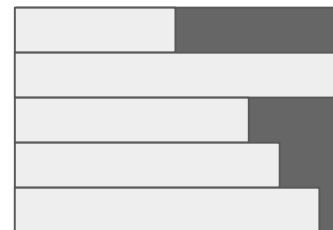
Equal Length



Variable Length



Padded Equal Length



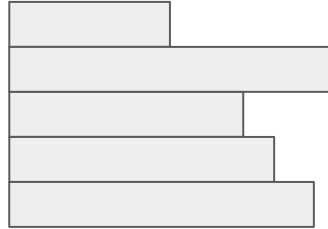
- HW1, HW2: equal length inputs
- HW3: variable length sequences
- Method 1: Pad
 - Inefficient with space
- Method 2: Packing

Batch of Variable Length Inputs: Padding

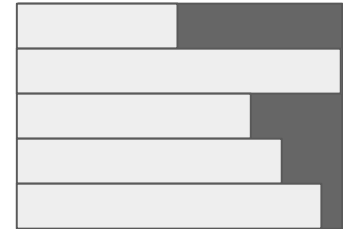
Equal Length



Variable Length

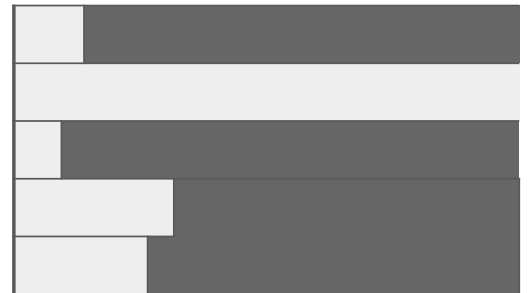


Padded Equal Length

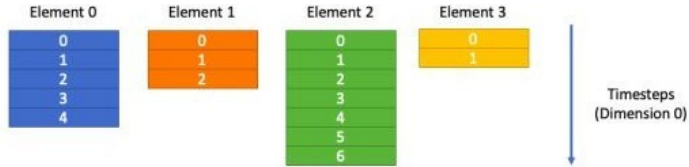


- HW1, HW2: equal length inputs
- HW3: variable length sequences
- Method 1: Pad
 - Inefficient with space
- Method 2: Packing

Another Problematic Example

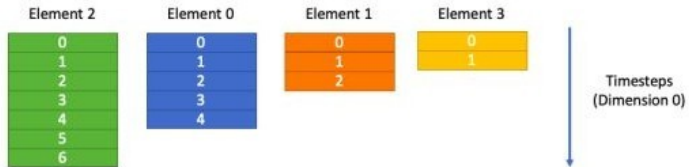


Batch of Variable Length Inputs: Packed Sequence



List of Tensors to be packed. Each has same number of features but different time steps.

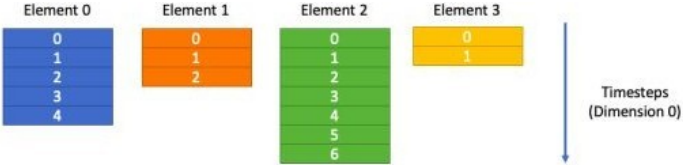
Figure 2: List of tensors we want to pack



Tensors sorted in descending order based on the number of time steps in each sample.

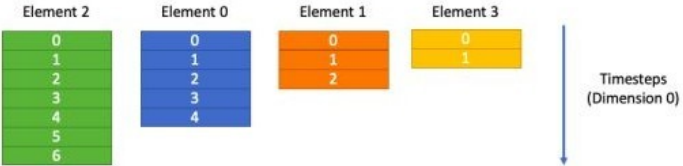
Figure 3: First we sort the list in a descending order based on number of timesteps in each

Batch of Variable Length Inputs: Packed Sequence



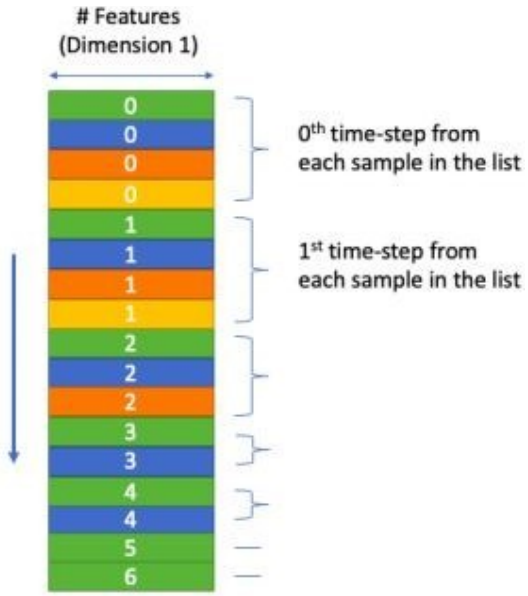
List of Tensors to be packed. Each has same number of features but different time steps.

Figure 2: List of tensors we want to pack



Tensors sorted in descending order based on the number of time steps in each sample.

Figure 3: First we sort the list in a descending order based on number of timesteps in each



Final 2d Packed Tensor

Figure 4: Final Packed 2d Tensor

Packed Sequences

- `pad_sequence()`
 - Pads to equal length for batching
- `pack_padded_sequence()`
 - Packs batch of padded sequences
 - Requires sequences + sequence lengths
- `X = pad_packed_sequence()`
 - Unpacks back to a batch of padded sequences
 - Outputs sequences + sequence lengths
- Collate Function
 - Dataloader argument
 - Helpful when altering data for batch

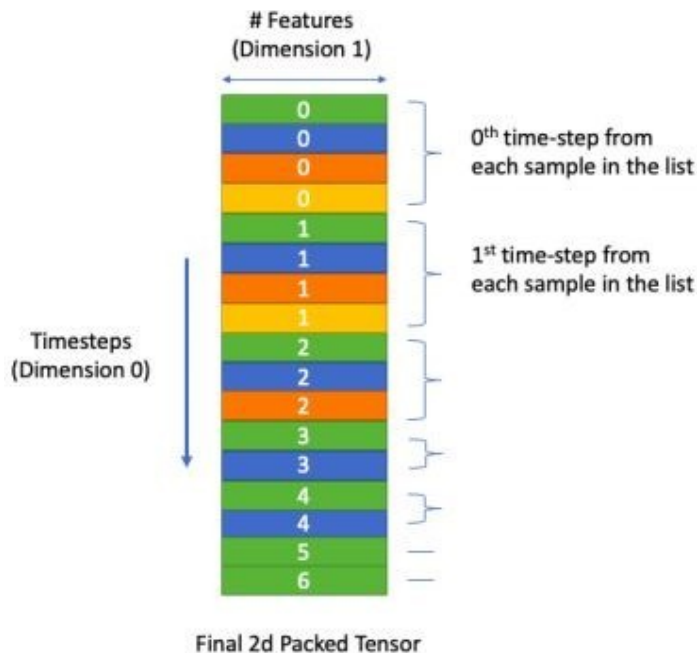
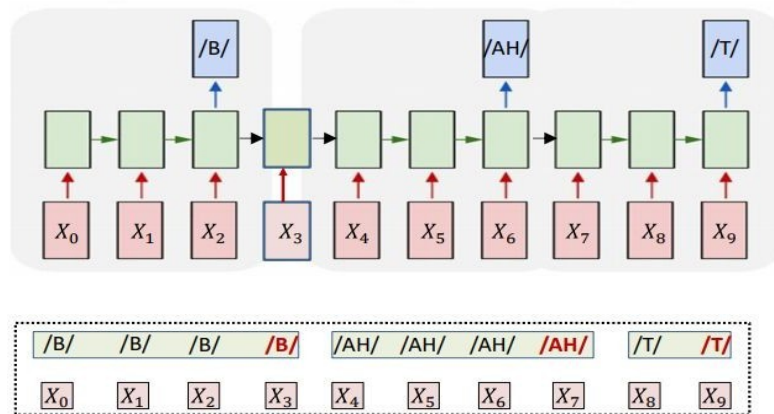


Figure 4: Final Packed 2d Tensor

Output Processing

Output = probability distribution at each timestep

- Order Synchronous, not time synchronous
- Greedy Search
- Beam Search
 - Marginal performance improvement
 - Linked in the writeup
- Feel free to use your own!



Advice

- Watch lecture and recitations
- Read the entire write-up and understand the problem before starting
- Look at the example submission
- Check tensor shapes
 - `batch_first=True`
- Use what you've learned from previous P2s

Some Helpful References

- [PyTorch documentation — PyTorch 1.8.0 documentation - https://pytorch.org/docs/stable/index.html](https://pytorch.org/docs/stable/index.html)
- [Homework3p2.pdf \(cmu.edu\) — https://deeplearning.cs.cmu.edu/F21/document/homework/HW3/hw3p2_writeup.pdf](https://deeplearning.cs.cmu.edu/F21/document/homework/HW3/hw3p2_writeup.pdf)
- <http://colah.github.io/posts/2015-08-Understanding-LSTMs/>